

---

# eco fuel gauge Manual

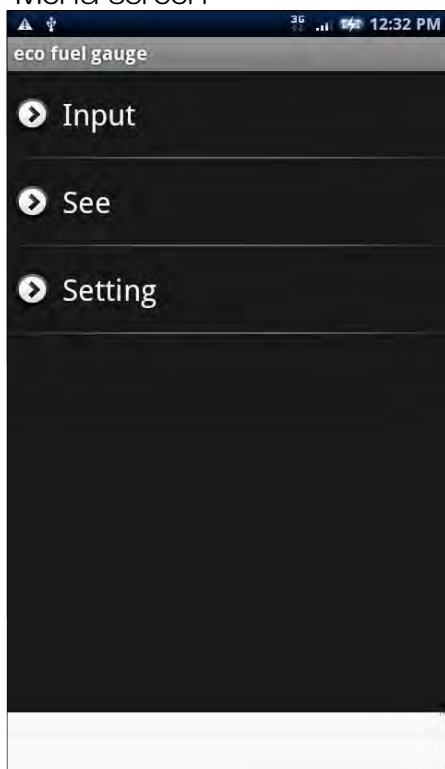
ver1.2.7

kandy software

---

## 1. Menu

Menu screen



- Input
  - New...Register mileage information.  
【2.Please see New】
  - Modification...Re-registration contents.  
【3.Please see Modification】
- See
  - List...List the mileage information.  
【4.Please see List】
  - Aggregate...Aggregate information on Gas mileage.  
【5.Please see Aggregate】
  - Graph...Various graph display.  
【6.Please see Graph】
- Setting
  - Setting...Change the setting.  
【7.Please see Setting】
  - Backup...Export and Import.  
【8.Please see Backup】

## 2. Input

Input screen (default)

The screenshot shows the 'Input' screen in default mode. At the top, there's a status bar with signal strength, battery, and time (12:33 PM). Below that, the title 'Input' is displayed. The main content area includes:
 

- Date:** A text field containing '10/09/2010' and a 'Date Change' button to its right.
- Mileage:** An empty text input field.
- Quantity:** An empty text input field.
- Price:** An empty text input field.
- Type:** A dropdown menu currently showing 'Gasoline'.
- Full tank:** A checkbox that is checked.
- Register:** A button located at the bottom right of the form.

- Date (required)  
Please set the date for refueling.
- Mileage (required)  
Please enter your Mileage.
- Quantity (required)  
Please enter the quantity of fuel.
- Price  
Please enter the price of fuel.  
**The default decimal point can not be registered.**  
**Please change the setting.**
- Type  
Please choose the type of oil.
- Check Full tank  
If the fuel tank full, please check.  
(Default setting)
- Register Button  
Register your entries.

Input screen (Last mileage entry mode)

The screenshot shows the 'Input' screen in 'Last mileage entry mode'. At the top, there's a status bar with signal strength, battery, and time (12:41 PM). Below that, the title 'Input' is displayed. The main content area includes:
 

- Date:** A text field containing '10/09/2010' and a 'Date Change' button to its right.
- Last mileage:** A text field containing '0.0'.
- Total mileage:** An empty text input field.
- Mileage:** An empty text input field.
- Quantity:** An empty text input field.
- Price:** An empty text input field.
- Type:** A dropdown menu currently showing 'Gasoline'.
- Full tank:** A checkbox that is checked.
- Register:** A button located at the bottom right of the form.

- Allows you to enter the total mileage in this mode. Please refer to the setting.
- Last mileage  
Shows the Last mileage.
  - Total mileage  
Please enter this mileage.
  - Mileage  
This value (Total mileage - Last mileage) is automatically set. (Can be changed)

Input screen (Car registration)

The screenshot shows a mobile application interface titled "Input". At the top, there is a status bar with signal strength, battery, and time (12:43 PM). Below the title, there are several input fields: "Date" with a text box containing "10/09/2010" and a "Date Change" button; "Mileage", "Quantity", and "Price" each with an empty text box; "Car Name" with a dropdown menu showing "car 1"; and a "Full tank" checkbox which is checked. At the bottom right, there is a "Register" button.

You can search more than one car registration. Please refer to the setting.

- Car Name  
Select the name of the car.

### 3. Modification

Fix List screen

Date	Gas mileage	Co2 emissions	Mileage	Quantity	Type	Price/Unit price
10/02/2010	26.13 MPG	104.0 kg	310.7 mi	11.89 gal	Gasoline	\$5,200.00 \$437.34 /gal
10/08/2010		25.4 kg	0.0 mi	2.91 gal	Gasoline	\$1,400.00 \$481.10 /gal
10/08/2010	23.51 MPG	92.4 kg	248.5 mi	10.57 gal	Gasoline	\$4,800.00 \$454.12 /gal

#### Search Area

- Date  
Please enter the dates(year or month) you wish to search.
- Date Change button  
Date dialog appears.
- Search Button  
Find a list of modifications.

#### List Area

The screen for selecting and modifying the list.

- Date  
Displays the day refueling.
- Gas mileage  
Displays the Gas mileage.  
(Full tank check off will be hidden.)  
You can change the display setting.  
(km/L,mi/L,MPG,L/100km)  
Please refer to the setting.
- Co2 emissions  
Displays the value from the quantity of fuel calculated Co2 emissions.
- Mileage  
Displays the Mileage.
- Quantity  
Displays the quantity of fuel.
- Type  
Displays the type of oil.
- Price  
Displays the price of fuel.
- Unit price  
Displays the unit price.

Modification screen (default)

- Date  
Displays the day refueling.
- Mileage (required)  
Please enter your Mileage.
- Quantity (required)  
Please enter the quantity of fuel.
- Price  
Please enter the price of fuel.  
**The default decimal point can not be registered.  
Please change the setting.**
- Type  
Please choose the type of oil.
- Check Full tank  
If the fuel tank full, please check.  
(Default setting)
- Remove button  
Remove the contents.
- Register Button  
Register your entries.

Modification screen (Car registration)

You can search more than one car registration. Please refer to the setting.

- Car Name  
Select the name of the car.

## 4. List

List screen(default)



### Search Area

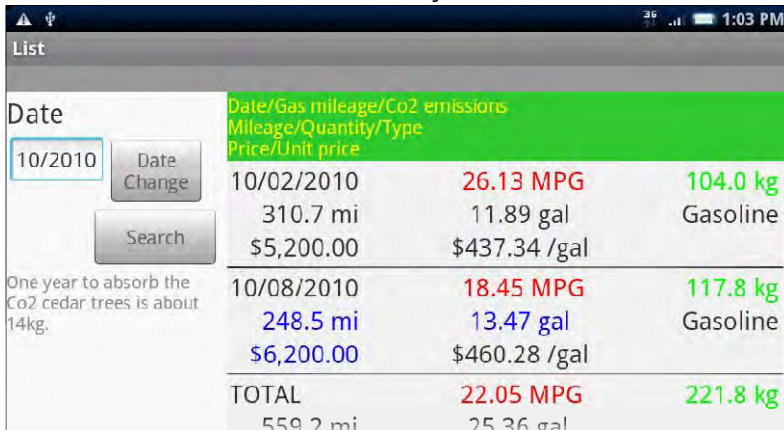
- Date  
Please enter the dates(year or month) you wish to search.
- Date Change button  
Date dialog appears.
- Search Button  
Find the list.

### List Area

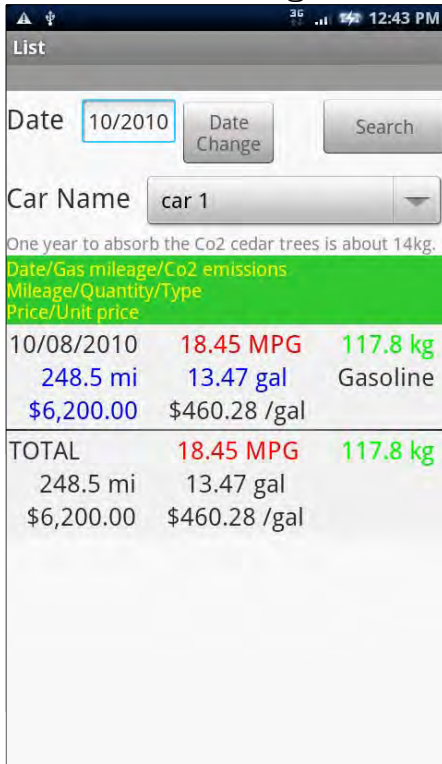
Full tank check is off, will be added to full tank the next one.  
Character will turn blue.

- Date  
Displays the day refueling.
- Gas mileage  
Displays the Gas mileage.  
(Full tank check off will be hidden.)  
You can change the display setting.  
(km/L,mi/L,MPG,L/100km)  
Please refer to the setting.
- Co2 emissions  
Displays the value from the quantity of fuel calculated Co2 emissions.
- Mileage  
Displays the Mileage.
- Quantity  
Displays the quantity of fuel.
- Type  
Displays the type of oil.
- Price  
Displays the price of fuel.
- Unit price  
Displays the unit price.

List screen (Use fixed side layout)



List screen (Car registration)



- Car Name  
Select the name of the car.